


(a) Statement Shareholding Pattern			
Name of the Company : IM + Capitals Limited			
Script Code: 511628		Class of Security: EQUITY	
AS ON NSDL DATA: 31/12/2014		CDSL DATA: 31/12/2014	
Partly Paid-up shares	No. of Partly Paid-up shares	As a % of total no. of Partly paid-up shares	As a % of total no. of shares of the Company
Held by promoter/ Promoter group	0.0000	0.0000	0.0000
Held by public	0.0000	0.0000	0.0000
Total	0.0000	0.0000	0.0000
Outstanding convertible securities	No. of Outstanding securities	As a % of total No. of Outstanding convertible securities	As a % of total No. of shares of the company, assuming full conversion of the convertible securities
Held by promoter/ Promoter group			
Held by public			
Total			
Warrants	No. of Warrants	As a % of total no. of warrants	As a % of total No. of shares of the company, assuming full conversion of the convertible warrants
Held by promoter/ Promoter group			
Held by public			
Total			
Total paid-up capital of the company, assuming full conversion of warrants and convertible securities	3,501,597		



IM + Capitals Limited

LINK INTIME
INDIA PVT LTD

DISTRIBUTION OF SHAREHOLDING AS PER CLAUSE 35 OF THE LISTING AGREEMENT FOR THE QUARTER
 CLASS OF SECURITY: EQUITY
 AS ON: NSDL DATE: 31/12/2014
 CDSL DATE: 31/12/2014
 31/12/2014

CATEGORY CODE	CATEGORY OF SHAREHOLDER	NUMBER OF SHARE HOLDERS	TOTAL NUMBER OF SHARES		TOTAL NUMBER OF SHARES HELD IN DEMATERIALIZED FORM		TOTAL SHAREHOLDING AS A PERCENTAGE OF TOTAL NUMBER OF SHARES		SHARES PLEDGED OR OTHERWISE ENCUMBERED AS A PERCENTAGE	
			(I)	(II)	(III)	(IV)	(V)	(VI)		(VII)
(A) PROMOTER AND PROMOTER GROUP										
(1) INDIAN										
	INDIVIDUALS / HINDU UNDIVIDED FAMILY	2	238713	238713	6.8173	6.8173	0	0.0000		
	CENTRAL GOVERNMENT / STATE GOVERNMENT (S)	-	-	-	-	-	0			
	BODIES CORPORATE	1	1150656	1150656	32.8609	32.8609	0	0.0000		
	FINANCIAL INSTITUTIONS / BANKS	-	-	-	-	-	0			
	ANY OTHER (SPECIFY)	-	-	-	-	-	0			
SUB TOTAL (A)(1):		3	1389369	1389369	39.6782	39.6782	0	0.0000		
(2) FOREIGN		-	-	-	-	-	-	-	-	-
INDIVIDUALS (NON-RESIDENT INDIVIDUALS / FOREIGN INDIVIDUALS)		-	-	-	-	-	0			
BODIES CORPORATE		-	-	-	-	-	0			
INSTITUTIONS		-	-	-	-	-	0			
QUALIFIED FORE. INVESTOR-IND		-	-	-	-	-	0			
QUALIFIED FORE. INVESTOR-CORPORATE		-	-	-	-	-	0			
ANY OTHER (SPECIFY)		-	-	-	-	-	0			
SUB TOTAL (A)(2):		0	-	-	-	-	0			

PRINTED ON : 15/01/2015



IM + Capitals Limited

LINK INTIME
INDIA PVT LTD


DISTRIBUTION OF SHAREHOLDING AS PER CLAUSE 35 OF THE LISTING AGREEMENT FOR THE QUARTER
 SCRIP CODE: 511628 CLASS OF SECURITY: EQUITY
 AS ON: NSDL DATE: 31/12/2014 CDSL DATE: 31/12/2014

CATEGORY CODE	CATEGORY OF SHAREHOLDER	NUMBER OF SHARE HOLDERS	TOTAL NUMBER OF SHARES		TOTAL NUMBER OF SHARES HELD IN DEMATERIALIZED FORM		AS A PERCENTAGE OF TOTAL NUMBER OF SHARES		SHARES PLEDGED OR OTHERWISE ENCUMBERED AS A PERCENTAGE
			(I)	(II)	(III)	(IV)	(V)	(VI)	
Total Shareholding of Promoter and Promoter Group									
(A)	= (A) (I) + (A) (2)	3	1389369	1389369	39.6782	39.6782	0	0	0

(B) PUBLIC SHAREHOLDING

<u>(1) INSTITUTIONS</u>									
MUTUAL FUNDS / UTI									
FINANCIAL INSTITUTIONS / BANKS									
CENTRAL GOVERNMENT / STATE GOVERNMENT (S)									
VENTURE CAPITAL FUNDS									
INSURANCE COMPANIES									
FOREIGN INSTITUTIONAL INVESTORS									
FOREIGN VENTURE CAPITAL INVESTORS									
QUALIFIED FORE. INVESTOR-IND									
QUALIFIED FORE. INVESTOR-CORPORATE									
SUB TOTAL (B) (1):		0							
<u>(2) NON-INSTITUTIONS</u>									
INDIVIDUALS / HINDU UNDIVIDED FAMILY									
SUB TOTAL (B) (2):		0							

PRINTED ON : 15/01/2015



REG NO: 2


IM + Capitals Limited

LINK INTIME
INDIA PVT LTD

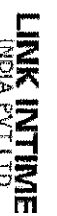
DISTRIBUTION OF SHAREHOLDING AS PER CLAUSE 35 OF THE LISTING AGREEMENT FOR THE QUARTER
 SCRIP CODE: 511628 CLASS OF SECURITY: EQUITY
 AS ON: NSDL DATE: 31/12/2014 CDSL DATE: 31/12/2014

CATEGORY CODE	CATEGORY OF SHAREHOLDER	NUMBER OF SHARE HOLDERS	TOTAL NUMBER OF SHARES		TOTAL NUMBER OF DEMATERIALIZED FORM		TOTAL SHAREHOLDING AS A PERCENTAGE OF TOTAL NUMBER OF SHARES		SHARES PLEDGED OR OTHERWISE ENCUMBERED	AS A PERCENTAGE
			(IV)	(V)	(VI)	(VII)	(VIII)	(IX) = (VIII)/(IV)*100		
BODIES CORPORATE										
	INDIVIDUAL SHAREHOLDERS HOLDING NOMINAL SHARE CAPITAL UPTO RS. 1 LAKH.	1282	246765	173544	46.3543	46.3543	218000	13.4308	0.0000	
	INDIVIDUAL SHAREHOLDERS HOLDING NOMINAL SHARE CAPITAL IN EXCESS OF RS. 1 LAKH	4	220250	220250	6.2900	6.2900			0.0000	
QUALIFIED FORE. INVESTOR-CORPORA										
QUALIFIED FORE. INVESTOR-IND										
FOREIGN PORTFOLIO INVESTOR (INDI										
FOREIGN PORTFOLIO INVESTOR (CORP										
ANY OTHERS										
CLEARING MEMBER										
MARKET MAKER										
OFFICE BEARERS										
FOREIGN NATIONALS										
FOREIGN NATIONALS										
NON RESIDENT INDIANS (REPAT)										
		2	7	7	0.0002	0.0002			0	
NON RESIDENT INDIANS (NON REPAT)										
		3	710	710	0.0203	0.0203			0	
TRUSTS										
SUB TOTAL (B) (2):		1380	2112228	2022407	60.3218	60.3218	218000	10.3209		

PRINTED ON : 15/01/2015



IM + Capitals Limited



DISTRIBUTION OF SHAREHOLDING AS PER CLAUSE 35 OF THE LISTING AGREEMENT FOR THE QUARTER 31/12/2014

SCRIP CODE: 511628 CLASS OF SECURITY: EQUITY

AS ON: NSDL DATE: 31/12/2014 CDSL DATE: 31/12/2014

CATEGORY CODE	CATEGORY OF SHAREHOLDER	NUMBER OF SHARE HOLDERS	TOTAL NUMBER OF SHARES		TOTAL NUMBER OF SHARES HELD IN A DEMATERIALIZED FORM		AS A PERCENTAGE OF (A+B) OF (A+B+C)		AS A PERCENTAGE OF (A+B+C) OF (A+B+C)		SHARES PLEDGED OR OTHERWISE ENCUMBERED AS A PERCENTAGE	
			(I)	(II)	(III)	(IV)	(V)	(VI)	(VII)	(VIII)		(IX) = (VIII)/(IV)*100
Total Public Shareholding												
(B) = (B) (1) + (B) (2)		1380	2112228	2022407	60.3218	60.3218	218000	10.3209				

TOTAL (A) + (B) 1383 3501597 3411776 100.0000 100.0000 218000 6.2257
 (C) SHARES HELD BY CUSTODIANS AND AGAINST WHICH DEPOSITORY RECEIPTS HAVE BEEN ISSUED

(1) Promoter and Promoter Group	0	0.0000	0	
(2) Public				
SUB TOTAL				



IM + Capitals Limited

LINK INTIME
INDIA PVT LTD

DISTRIBUTION OF SHAREHOLDING AS PER CLAUSE 35 OF THE LISTING AGREEMENT FOR THE QUARTER

31/12/2014

SCRIP CODE: 511628

CLASS OF SECURITY: EQUITY

AS ON: NSDL DATE: 31/12/2014

CDSL DATE: 31/12/2014

CATEGORY CODE	CATEGORY OF SHAREHOLDER	NUMBER OF SHARE HOLDERS	TOTAL NUMBER OF TOTAL SHAREHOLDING AS OF SHARES		TOTAL NUMBER OF TOTAL SHARES HELD IN A DEMATERIALIZED FORM		AS A PERCENTAGE OF (A+B)		AS A PERCENTAGE OF (A+B+C)		SHARES PLEDGED OR OTHERWISE ENCUMBERED NUMBER OF SHARES	AS A PERCENTAGE
			(I)	(II)	(III)	(IV)	(V)	(VI)	(VII)	(VIII)		
GRAND TOTAL (A)+(B)+(C) :			1383	3501597	3411776	100.0000	100.0000			218000	6.23	

NOTE :
1 (b) - NAME, NUMBER OF SHARES HELD & PERCENTAGE OF ENTITIES/ PERSONS HOLDING MORE THAN 1% OF THE TOTAL SHARES OF THE COMPANY IS AS PER ANNEXURE

PRINTED ON : 15/01/2015




IM + Capitals Limited

LINK INTIME
INDIA PVT LTD.

(1)(b) Statement Showing holding of securities (including shares, warrants, convertible securities) of persons belonging to the category "Promoter and Promoter Group"

Sr. No.	Name of the Shareholder	Details of Shares held			Encumbered shares			Details of Warrants			Details of convertible securities		Total shares (including under-lying shares assuming full conversion of warrants and convertible securities) as a % of diluted share capital
		No. of Shares held	As a % of grand total (A)+(B)+(C)	No.	As a percentage $(VI) = \frac{(V)}{(III)} * 100$	As a % of grand total (A)+(B)+(C) of sub clause (1)(a)	Number of warrants held	As a % total number of warrants of the same class	Number of convertible securities held	As a % total number of convertible securities of the same class			
(I)	(II)	(III)	(IV)	(V)	(VI) = $\frac{(V)}{(III)} * 100$	(VII)	(VIII)	(IX)	(X)	(XI)	(XII)		
1	RUDRABHISHHE K INFOSYSTEM PRIVATE LIMITED	1150656	32.86	0	0.00	0.00							
2	PRADEEP MISRA AAPFM5542A	167143	4.77	0	0.00	0.00							
3	RICHA MISRA AAJPM6159M	71570	2.04	0	0.00	0.00							
TOTAL:		1389369	39.68	0	0.00								

PRINTED ON: 15/01/2015




NSDL DATA: 31/12/2014

CDSL DATA: 31/12/2014

PAGE NO: 1


(1)(C)(i) Statement Showing holding of securities (including shares, warrants, convertible securities) of persons belonging to the category "Public" and holding more than 1% of the total number of shares

Sr. No.	Name of the shareholder	Number of shares held	Shares as a percentage of total number of shares [i.e. Grand Total(A)+(B)+(C) indicated in Statement at para (1)(a)above]	Details of warrants		Details of convertible securities		Total shares (including under-lying shares assuming full conversion of warrants and convertible securities) as a % of diluted share capital
				Number of warrants held	As a % total number of warrants of the same class	Number of convertible securities held	% w.r.t total number of convertible securities of the same class	
1	TECK CONSULTANCY AND SERVICES PVT LTD AABCT0581B	441391	12.61					
2	NARESH KUMAR BHARGAVA	170000	4.85					
3	ESSAR OFFSHORE SUBSEA LIMITED	152000	4.34					




(1)(C)(i) Statement Showing holding of securities (including shares, warrants, convertible securities) of persons belonging to the category "Public" and holding more than 1% of the total number of shares

Sr. No.	Name of the shareholder	Number of shares held	Shares as a percentage of total number of shares (i.e. Grand Total(A)+(B)+(C) indicated in Statement at para (1)(a)above)	Details of warrants		Details of convertible securities		Total shares (including under-lying shares assuming full conversion of warrants and convertible securities) as a % of diluted share capital
				Number of warrants held	As a % total number of warrants of the same class	Number of convertible securities held	% w.r.t total number of convertible securities of the same class	
4	KPR CAPITAL MANAGEMENT PRIVATE LIMITED	110000	3.14					
5	LALIMA TIE-UP PVT LTD	99289	2.84					
6	M J SHARES AND SECURITIES PVT LTD	85000	2.43					



(1)(C)(i) Statement Showing holding of securities (including shares, warrants, convertible securities) of persons belonging to the category "Public" and holding more than 1% of the total number of shares.

Sr. No.	Name of the shareholder	Number of shares held	Shares as a percentage of total number of shares {i.e. Grand Total(A)+(B)+(C) indicated in Statement at para (1)(a)above}	Details of warrants		Details of convertible securities		Total shares (including under-lying shares assuming full conversion of warrants and convertible securities) as a % of diluted share capital
				Number of warrants held	As a % total number of warrants of the same class	Number of convertible securities held	% w.r.t total number of convertible securities of the same class	
7	ASHIKA STOCK BROKING LTD. - CLIENT MARGIN	75500	2.16					
8	ATTRIBUTE SHARES AND SECURITIES PVT. LTD.	75000	2.14					
9	PAGARIA HOLDING PRIVATE LIMITED		2.03					




IM + Capitals Limited



(1)(C)(i) Statement Showing holding of securities (including shares, warrants, convertible securities) of persons belonging to the category "Public" and holding more than 1% of the total number of shares

Sr. No.	Name of the shareholder	Number of shares held	Shares as a percentage of total number of shares (i.e. Grand Total(A)+(B)+(C) indicated in Statement at para (1)(a)above)	Details of warrants		Details of convertible securities	% w.r.t total number of convertible securities of the same class	Total shares (including under-lying shares assuming full conversion of warrants and convertible securities) as a % of diluted share capital
				Number of warrants held	As a % total number of warrants of the same class			
10	QUEST FINANCIAL SERVICES LIMITED	59885	1.71					
11	KPR FINANCE LIMITED	55000	1.57					
TOTAL:			39.81					



IM + Capitals Limited

(I)(c)(II) Statement showing holding of securities (including shares,warrants,convertible securities) of persons (together with PAC) belonging to the category "Public" and holding more than 5% of the total number of shares of the company

Sr. No.	Name(s) of the shareholder(s) and the Persons Acting in concert(PAC)with them	Number of shares	Shares as a percentage of total number of shares {i.e. Grand Total (A)+(B)+(C) indicated in statement at para (I)(a)above}	Details of warrants		Details of Convertible Securities		Total shares (including under -lying shares assuming full conversion of warrants and convertible securities) as a % of diluted share capital
				Number of warrants	As a % total number of warrants of the same class	Number of convertible securities held	% w.r.t total number of convertible securities of the same Class	
1	TECK CONSULTANCY AND SERVICES PVT LTD AABCT0581B	441391	12.61					
TOTAL:		441391	12.61					




IM + Capitals Limited



II (a) STATEMENT SHOWING DETAILS OF DEPOSITORY RECEIPTS(DRS)

SR NO	TYPE OF OUTSTANDING DR(ADRS, GDRS , SDR, etc.)	NUMBER OF OUTSTANDING DRS	NUMBER OF SHARES UNDERLYING OUTSTANDING DRS	SHARES UNDERLYING OUTSTANDING DRS AS A PERCENTAGE OF TOTAL NUMBER OF SHARES i.e., GRAND TOTAL (A)+(B)+(C) INDICATED IN STATEMENT AT PARA (I)(a) ABOVE }
TOTAL :				



IM + Capitals Limited



II (b) STATEMENT SHOWING HOLDING OF DEPOSITORY RECEIPTS (DRs), WHERE UNDERLYING SHARES ARE IN EXCESS OF 1% OF THE TOTAL NUMBER OF SHARES

SR. NO.	NAME OF THE DR HOLDER	TYPE OF OUTSTANDING DR (ADRs, GDRs, SDRs, etc.)	NUMBER OF SHARES UNDERLYING OUTSTANDING DRs	SHARES UNDERLYING OUTSTANDING DRs AS A PERCENTAGE OF TOTAL NUMBER OF SHARES (i.e., GRAND TOTAL (A)+(B)+(C) INDICATED IN STATEMENT AT PARA (I)(a) ABOVE)
---------	-----------------------	---	---	---

1

TOTAL :



I (d) STATEMENT SHOWING DETAILS OF LOCKED - IN SHARES

SR. NO.	NAME OF SHAREHOLDER	CATEGORY OF SHAREHOLDER (PROMOTERS/PUBLIC)	NUMBER OF LOCKED-IN SHARES	LOCKED-IN SHARES AS A PERCENTAGE OF TOTAL NUMBER OF SHARES (i.e., GRAND TOTAL (A)+(B)+(C) INDICATED IN STATEMENT AT PARA (I)(a) ABOVE }
1				
TOTAL :				

